





662784 Sizzix® Thinlits™ Die Set - Box, Tropicool Twist by Lynda Kanase




1. Side panels can be die-cut with or without designs. There are multiple design cutouts to choose from.



2. Die-cut six side panels and one bottom out of desired material.



3. Fold each of the side panels as shown.



4. Adhere the bottom tab of each side panel to one of the edges of the bottom.



5. Adhere the side panels together along both tabs.



6. Push down and rotate the leaves on top to close the box.