





662785 Sizzix® Thinlits™ Die Set - Card Front, Tropicool Leaves by Lynda Kanase




1. Cut a sheet of cardstock to 9" x 5 1/2".



2. Fold the sheet of cardstock in half.



3. Place the die on the cardstock with the straight edge aligned with the fold. Run through a Sizzix® machine using the proper platform configuration.



4. Embellish as desired.