





# 662804 Sizzix® Thinlits™ Die Set - Box, Favor w/Bracket Flap by Lori Whitlock




1. Die-cut out of desired material, and apply adhesive as shown.



2. Adhere both sides together, and attach the top flap to the back panel.



3. Fold on all the crease lines.



4. Adhere the remaining side tab to the corresponding edge of the other side. Fold in the short bottom flaps. Adhere the long bottom flaps in place.



5. To close the bag, lock the tab of the top flap into the slot in the front. Embellish as desired.