






662805 Sizzix® Thinlits™ Die Set - Box, Favor w/Thanks by Lori Whitlock



1. Die-cut out of desired material, and apply adhesive as shown.



2. Adhere both sides together.



3. Adhere the remaining side tab to the corresponding edge of the other side. Fold in the bottom flaps. Adhere the last flap in place.



4. To close the bag, fold in the two plain flaps, and then lace a string or ribbon through the two slotted flaps.